



GS6C/T - Lincat Silverlink 600 Electric Counter-top Griddle - Chrome Plate - Twin Zone - W 600 mm - 4.0 kW

Whether you're cooking eggs, bacon, burgers or vegetables, the versatile Silverlink 600 Electric Griddle won't let you down.

- ✔ Two separately controlled heat zones give you the option of operating either zone independently to provide a smaller cooking area during quiet periods as well as offering versatility when cooking two separate meals simultaneously
- ✔ Chrome surface heats up quicker than standard griddles with less energy loss as well as reduced energy radiation, keeping the kitchen cooler for staff and reducing pressure on the ventilation system
- ✔ Transfers heat to food more efficiently than a standard griddle
- ✔ Thermostatically controlled to give accurate temperatures during the cooking process for consistent results
- ✔ Removable front drainer drawer which also makes for easy cleaning. Ideal for busy establishments
- ✔ The plate is fully welded into the frame to prevent leaks and places where food and carbon can build up

Specifications

Summary

| | |
|-----------------------------|-----------------------------------|
| Brand | Lincat |
| Range | Silverlink 600 |
| Power Type | Electric |
| Unit Type | Counter-top |
| Available in UK Only | No |
| UK Warranty | 2 Years Parts and Labour Warranty |
| Export Warranty | Contact your local dealer |
| GTIN | 5056105104889 |

Power and Performance

| | |
|--|------------|
| Total Power kW | 4.0 |
| Temperature Range °C | 50-250 |
| IP Rating | IP23 |
| Cooking Area (Width x Depth) mm | 562 x 405 |
| Temperature Control | Mechanical |

Key Specifications

| | |
|---------------------------------|--------|
| Number of Heat Zones | 2 |
| Grill Plate Surface Type | Smooth |
| Grill Plate Material | Chrome |

Weights and Dimensions

| | |
|----------------------------------|-----|
| Unit Height (External) mm | 330 |
| Unit Width (External) mm | 600 |
| Unit Depth (External) mm | 620 |
| Net Weight Kg | 41 |

Supply Connections

| | |
|---------------------------------------|------------------------|
| Requires Installation | Yes |
| Requires Electrical Supply | Yes |
| UK 3 Pin Plug | No |
| Requires Hardwiring | Yes |
| Electrical Supply Rating Watts | 4,000 |
| Single Phase Amps | 17.4 |
| Single Phase Voltage | 230 |
| Three Phase Amps | L1=8.7; L2=8.7; L3=N/A |
| Three Phase Voltage | 400 |

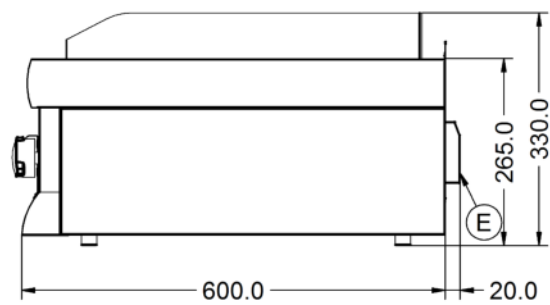
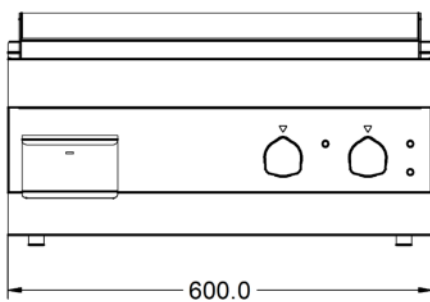
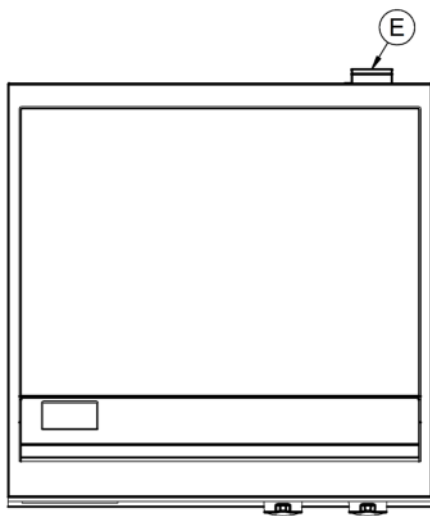
Shipping

| | |
|-------------------------|------|
| Packed Weight Kg | 45.1 |
| Packed Height cm | 63.5 |
| Packed Width cm | 70 |
| Packed Depth cm | 70 |

Available Accessories

| | |
|-------------|---|
| CC6 | Lincat Silverlink 600 Free-standing Ambient Open-Top Pedestal with Doors - W 600 mm |
| CN6 | Lincat Silverlink 600 Free-standing Ambient Open-Top Pedestal without Doors - W 600 mm |
| HC6 | Lincat Silverlink 600 Free-standing Heated Open-Top Pedestal with Doors - W 600 mm - 0.5 kW |
| HCL6 | Lincat Silverlink 600 Free-standing Heated Pedestal with Legs and Doors - W 600 mm - 0.5 kW |
| SB6 | 600 GRIDDLE SPLASHB |
| SLS6 | Lincat Silverlink 600 Free-standing Floor Stand - for units W 600 mm |

Technical Picture





Lincat Limited

Whisby Road,
Lincoln, LN6 3QZ,
United Kingdom

Company No: 2175448

A member company of



Customer Care

Tel: +44 1522 875500
Email: care@lincat.co.uk

Export Customers

Tel: +44 1522 875536
Email: export@lincat.co.uk

Opening Hours

Monday – Friday:
8.30am – 5pm