



## EB3FX/HC - Lincat FilterFlow Counter-top Automatic Fill Combined Water Boiler & Chiller - W 250 mm - 3.0 kW

The FilterFlow Combined Water Boiler and Chiller exists because we don't believe you should have to use two different appliances in July and January - it provides hot and cold water on tap, 24/7.

- ✓ Filtered chilled and hot water on tap 24 hours a day, space saving and economic - no need for a separate boiler and chiller
- ✓ Easily operated from a large, colour touchscreen display. Menu navigation is quick and easy with the temperature and timer simple to adjust
- ✓ Narrow 250mm footprint saves valuable counter space without compromising capacity or performance
- ✓ 7-day timer allows the boiler to be programmed to switch off overnight or at weekends to conserve energy
- ✓ Built-in water filtration system improves water quality and reduces scale build-up. High volume, easy change FilterFlow cartridge
- ✓ Enhanced diagnostics identify possible causes. The on screen diagnostic information will enable the engineer to identify the parts needed and repair your water boiler at first visit

### Specifications

#### Summary

<b>Range Name</b>	FilterFlow
<b>Power Type</b>	Electric
<b>Unit Type</b>	Counter-top
<b>Available in UK Only</b>	No
<b>UK Warranty</b>	2 Years Parts and Labour Warranty
<b>Export Warranty</b>	Contact your local dealer
<b>GTIN Code</b>	5056105110941

#### Power and Performance

<b>Hot and Cold Water Output</b>	Yes
<b>Rapid Draw Off Litres</b>	5.0 [Hot]
<b>Total Power kW</b>	3.0
<b>Temperature Range °C</b>	<11 [Cold], 70 - 98 [Hot]
<b>IP Rating</b>	IP23
<b>Rapid Draw Off Cups</b>	25
<b>Hourly Output Litres</b>	12 [Cold], 28 [Hot]
<b>Hourly Output Cups</b>	60 [Cold], 140 [Hot]
<b>Temperature Control</b>	Electronic

#### Key Specifications

<b>Capacity Litres</b>	7.0
<b>Refrigerant Type</b>	R134a
<b>Outlet</b>	Twin Tap
<b>Dispense Lock</b>	No
<b>WRAS Approved</b>	Yes

#### Weights and Dimensions

<b>Unit Height (External) mm</b>	596
<b>Unit Width (External) mm</b>	250
<b>Unit Depth (External) mm</b>	570
<b>Net Weight Kg</b>	24.8

#### Supply Connections

<b>Requires Installation</b>	No
<b>UK 3 Pin Plug</b>	Yes
<b>Requires Hardwiring</b>	No
<b>Electrical Supply Rating Watts</b>	3,000
<b>Single Phase Amps</b>	13.0
<b>Single Phase Voltage</b>	230
<b>Water Connection BSPT</b>	3/4"
<b>Water Connection Pressure Bar</b>	2.0 - 7.0

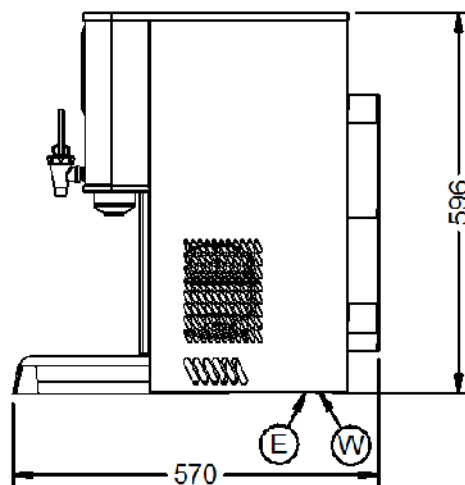
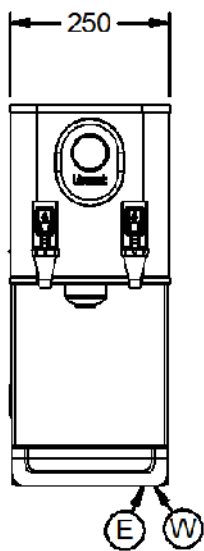
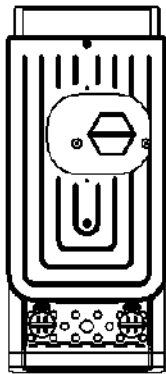
#### Shipping

<b>Packed Weight Kg</b>	31.7
<b>Packed Height cm</b>	88
<b>Packed Width cm</b>	65
<b>Packed Depth cm</b>	38

### Available Accessories

<b>BR57</b>	EB3FX/HC WALL BRACKET
<b>DP10</b>	DESCALER POWDER
<b>FC04</b>	EBFX WATER FILTER - FROM 2015

**Technical Picture**



**Lincat Limited**

Whisby Road,  
Lincoln, LN6 3QZ,  
United Kingdom

**Company No:** 2175448

A member company of



**Customer Care**

**Tel:** +44 1522 875500  
**Email:** care@lincat.co.uk

**Export Customers**

**Tel:** +44 1522 503250  
**Email:** export@lincat.co.uk

**Opening Hours**

**Monday – Friday:**  
8.30am – 5pm